






Packing up Mini 1 (Small Field for Under 5 to 7)



After the last scheduled game on Mini 1 (half of field closest to the canteen). All the equipment is to be returned to the storeroom. The goals are to place on the right-hand side of the storeroom when you walk in through the doors. The flags to be placed in the drum next on the left-hand side when you walk in through the storeroom doors. The next section provides the details on how to pack up the equipment.


Goals

	Instructions	Example
1	Take the pegs out from the back corners of the goals (2 pegs per goal)	

2	Pull apart the back bottom frame in order to fold the goals.	
3	Push the bottom frame up and fold as such	
4	Now fold the goals in half	

5	The goals go back in the storage room on the right-hand side in the middle of the U8 and U9-11 goals.	
---	---	--

Corner Flags

	Instructions	Example
1	Collect the 4 flags from each of the corners and return them to the storage room.	
2	Place the corner flags into the drum on the left side of the storage room when walking in	