






# Setting up Mini 1 (Small Field for Under 5 to 7)




The equipment to set up Mini 1 (25 x 25 metre small field) is located in the storage room. This is the field on the half field closest to the canteen (above diagram). The equipment required are the 2 small 1x1 metre goals, 4 pegs, hammer and 4 flags with the mini roos flags. The next section goes through the field setup.

## Goals

	Instructions	Example
1	Unfold the goals	

2	Pull the back bottom frame apart in order to lock it into place	
3	This is how the goals looked when set up	
4	Take the goals and place one on either end of the field, in the middle of the goal lines	
5	Peg down the goals, by hammering 2 pegs on the back corners.	

# Corner Flags

	Instructions	Example
1	Corner flags can be found in the drum on the left side of the storage room.	
2	Place the 4 corner flags at each one of the corners of the field	